

Scaled data based on original data using
LM-79-08 Approved Method: Electrical and Photometric Measurements of Solid-
State Lighting Products

Test Report Prepared for
Cooper Lighting Solutions
(formerly Eaton)

Brand: INVUE

Report Number: P140907

Luminaire Tested: **ECM-F01-LED-E1-SL2-7060**

Issue Date: 03/03/2020

Test Information

Test Method: LM-79-08
Report Number: P140907
REPORT IS SCALED FROM IESNA LM-79-08 TEST DATA (P33690)
Test Lab: INNOVATION CENTER-P3
Issue Date: 03/03/2020
Manufacturer: COOPER LIGHTING SOLUTIONS (FORMERLY EATON)
Product Line: INVUE
Catalog Number: ECM-F01-LED-E1-SL2-7060
Description: EPIC CLASSICAL MEDIUM DECORATIVE LED LUMINAIRE
(1) LIGHTBARS WITH AccuLED OPTICS - TYPE 2 W/ SPILL LIGHT CONTROL
Light Source: (7) 5700K CCT, 70 CRI LEDs
Ballast/Driver: -

Summary

Lumens per Lamp: N/A
Luminaire Lumens: 2437.8 lumens
Efficiency: N/A
Efficacy: 94.1 lumens/watt
Luminous Opening: Rectangular (W 0.17' x L: 1' x H: 0')
IES Classification: Type II - Short - Non-Cutoff
BUG Rating: B1 - U0 - G1

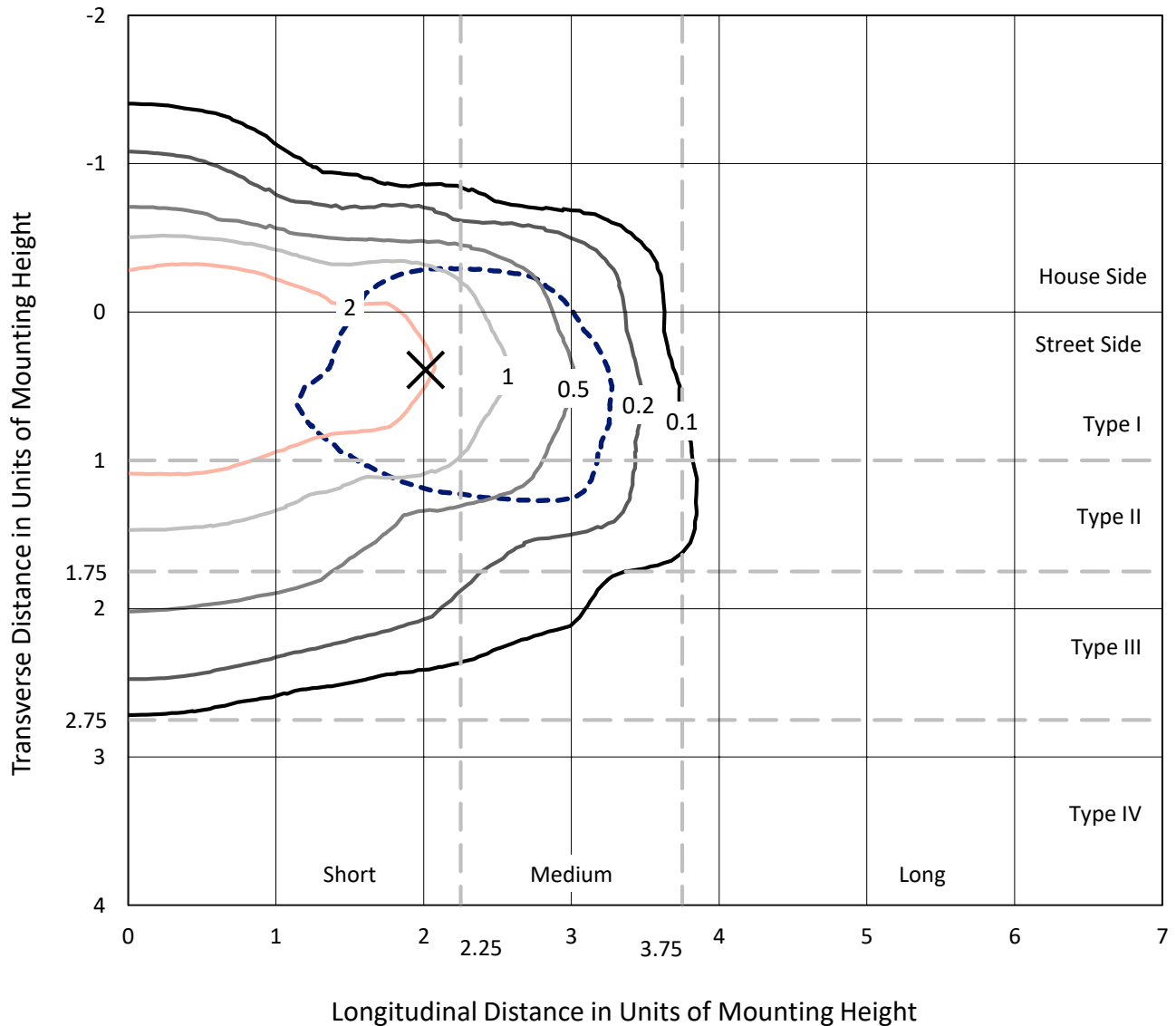
Input Watts (W): 25.9
Input Voltage (V): NR
Input Current (Ain): NR
Voltage Rise (V): NR
Power Factor: NR
Total Harmonic Distortion (THDi): NR
Frequency (hertz): 60
Stabilization Time: NR
Operation Time: NR
Ambient Temperature (°C): NR
Test Distance: 25 FT



REPORT NUMBER: P140907
 CATALOG NUMBER: ECM-F01-LED-E1-SL2-7060

Iso-Footcandle Lines of Horizontal Illumination

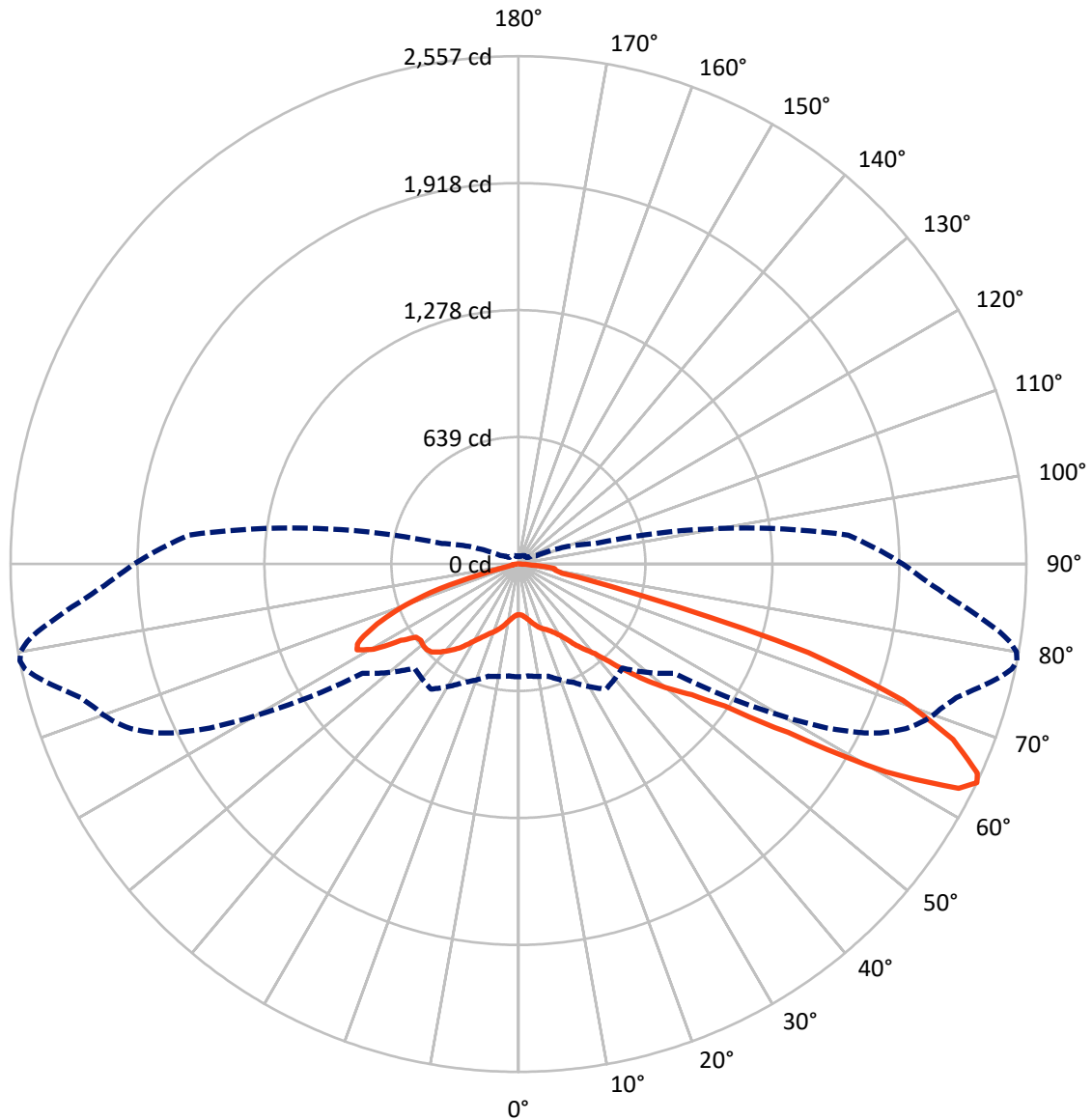
× Max cd
 - - - 1/2 Max cd



Based on 10 foot mounting height. Maximum calculated value = 3.4 fc
 Type II - Short - Non-Cutoff

REPORT NUMBER: P140907
CATALOG NUMBER: ECM-F01-LED-E1-SL2-7060

Luminous Intensity Polar Plot



— Vertical Plane Through 79-Deg Lateral - - - Horizontal Cone Through 64-Deg Vertical

REPORT NUMBER: P140907

CATALOG NUMBER: ECM-F01-LED-E1-SL2-7060

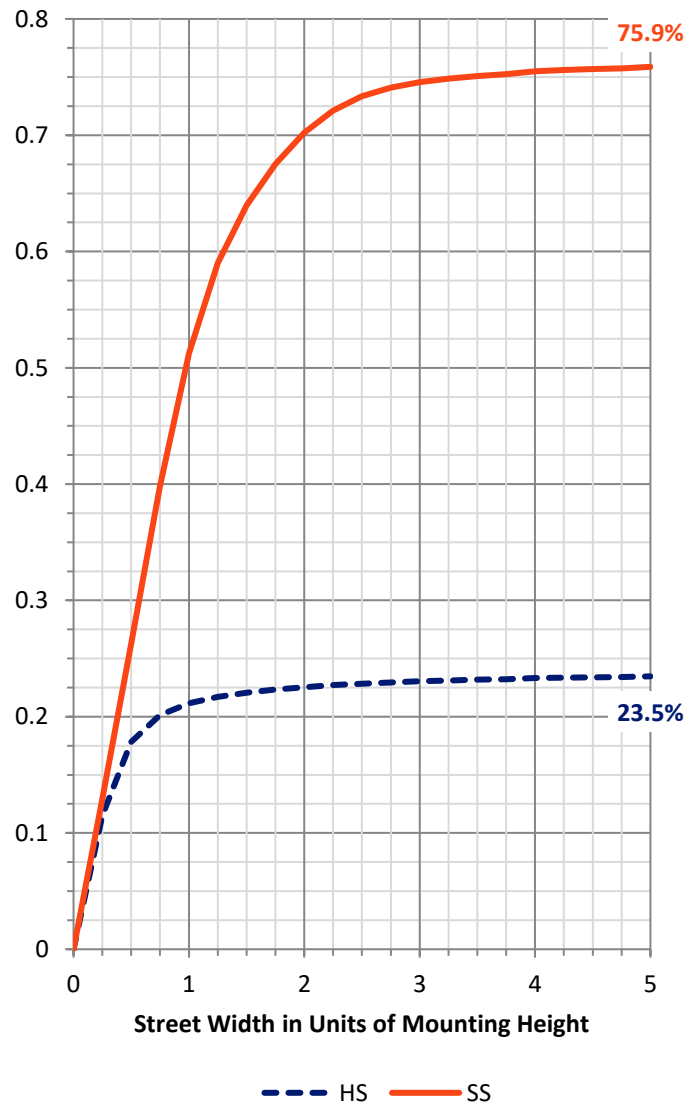
FLUX DISTRIBUTION:

		Downward	Upward	Total
House Side	Lumens	581.1	0.0	581.1
	% Fixture	23.8	0.0	23.8
Street Side	Lumens	1856.7	0.0	1856.7
	% Fixture	76.2	0.0	76.2
Total	Lumens	2437.8	0.0	2437.8
	% Fixture	100.0	0.0	100.0

Coefficient of Utilization

ZONAL LUMENS:

Zone	Lumens	% Fixture
0°-10°	25.3	1.0
10°-20°	81.9	3.4
20°-30°	140.6	5.8
30°-40°	235.0	9.6
40°-50°	402.5	16.5
50°-60°	543.0	22.3
60°-70°	686.9	28.2
70°-80°	274.1	11.2
80°-90°	48.6	2.0
90°-100°	0.0	0.0
100°-110°	0.0	0.0
110°-120°	0.0	0.0
120°-130°	0.0	0.0
130°-140°	0.0	0.0
140°-150°	0.0	0.0
150°-160°	0.0	0.0
160°-170°	0.0	0.0
170°-180°	0.0	0.0
0°-90°	2437.8	100.0
0°-180°	2437.8	100.0



REPORT NUMBER: P140907

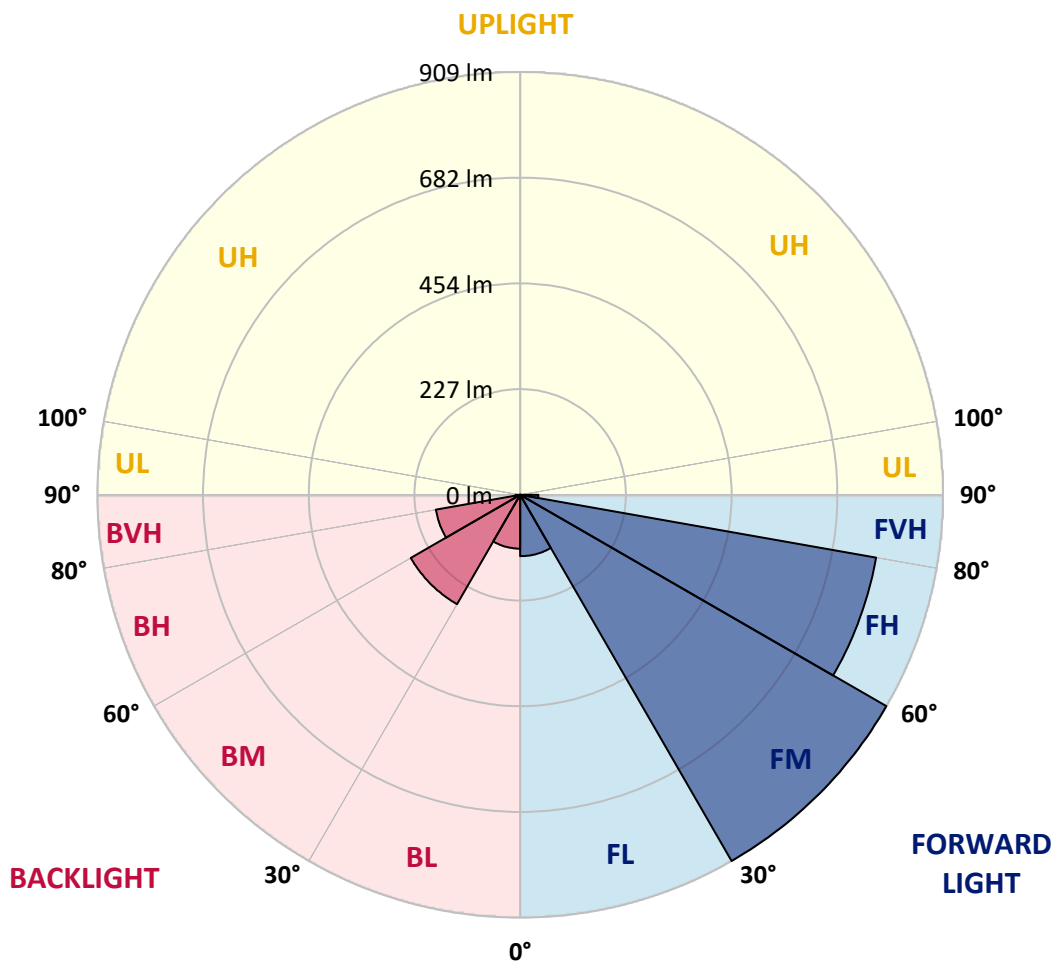
CATALOG NUMBER: ECM-F01-LED-E1-SL2-7060

LUMINAIRE CLASSIFICATION SYSTEM LUMEN TABLE AND BUG RATING:

Zone	Lumens	% Fixture	Zone Rating/Lumen Limit		
			B	U	G
FL (0°-30°)	131.9	5.4			
FM (30°-60°)	909.0	37.3			
FH (60°-80°)	776.9	31.9			G1/1800
FVH (80°-90°)	38.9	1.6			G1/100
BL (0°-30°)	115.8	4.7	B1/500		
BM (30°-60°)	271.5	11.1	B1/1000		
BH (60°-80°)	184.1	7.6	B1/500		G1/500
BVH (80°-90°)	9.7	0.4			G0/10
UL (90°-100°)	0.0	0.0		U0/0	
UH (100°-180°)	0.0	0.0		U0/0	

BUG Rating: B1-U0-G1

Type II Short





REPORT NUMBER: P140907

CATALOG NUMBER: ECM-F01-LED-E1-SL2-7060

CANDELA DISTRIBUTION (FULL):

	0°	5°	15°	25°	35°	45°	55°	60°	61°	62°	64°
0°	255.0	255.0	255.0	255.0	255.0	255.0	255.0	255.0	255.0	255.0	255.0
2.5°	253.8	254.1	253.8	254.7	255.3	256.1	256.1	256.1	256.1	256.1	256.1
5°	253.6	253.8	253.6	255.0	256.4	258.1	259.8	260.3	260.3	260.6	260.9
7.5°	256.1	256.4	256.1	257.8	259.8	262.6	265.7	267.4	267.7	268.0	268.5
10°	264.0	263.4	262.3	264.0	266.0	270.2	273.9	276.7	277.6	277.8	279.0
12.5°	274.5	274.2	272.2	271.3	272.5	277.3	284.1	288.0	288.9	289.1	290.3
15°	282.4	281.5	279.8	278.7	280.7	285.7	294.8	299.9	301.6	301.8	303.8
17.5°	287.4	286.9	284.1	283.2	286.3	294.2	305.5	311.7	312.9	313.7	316.0
20°	295.9	294.2	290.0	286.3	288.9	301.0	314.3	320.8	322.5	323.3	325.3
22.5°	307.2	305.8	300.7	291.4	291.4	304.9	322.2	329.5	330.9	332.6	334.9
25°	326.7	325.6	315.7	299.9	295.9	308.9	329.5	339.4	340.8	342.8	346.2
27.5°	346.7	345.3	334.3	313.1	303.8	316.2	340.2	352.1	354.1	356.3	360.3
30°	372.4	369.9	358.9	334.3	319.3	328.1	357.2	372.1	374.4	377.2	382.6
32.5°	430.0	431.2	411.1	385.1	358.9	355.2	383.4	401.8	405.2	408.9	416.2
35°	523.8	519.3	511.9	485.4	456.3	427.5	434.5	454.3	458.0	459.1	462.2
37.5°	583.6	586.2	592.1	592.1	570.4	558.2	538.2	528.6	529.4	530.6	528.0
40°	617.0	622.3	642.6	670.0	689.8	700.8	697.4	652.5	647.2	640.1	617.5
42.5°	641.0	646.3	681.0	733.6	782.7	821.7	843.1	807.8	803.9	786.9	759.8
45°	655.6	659.9	701.7	776.2	850.5	916.8	975.5	963.1	962.0	947.6	912.0
47.5°	652.8	656.5	700.0	789.8	887.2	977.2	1068.2	1090.8	1091.9	1088.2	1066.5
50°	611.0	619.8	663.0	759.8	866.8	1000.7	1128.0	1187.0	1188.7	1192.1	1183.6
52.5°	573.8	580.5	619.2	705.9	808.7	977.5	1163.9	1257.6	1272.0	1280.2	1296.0
55°	558.5	562.5	592.1	665.8	760.7	915.7	1176.0	1308.7	1334.4	1350.0	1386.1
57.5°	555.7	558.8	581.7	637.8	728.8	851.9	1172.1	1377.3	1418.0	1447.4	1517.4
60°	574.6	577.4	593.5	640.7	706.7	805.3	1135.9	1467.7	1524.7	1603.8	1716.7
62.5°	588.7	590.1	609.9	676.0	731.0	759.8	1043.9	1530.9	1632.3	1732.8	1900.8
64°	568.1	565.3	584.8	657.6	768.6	740.3	958.6	1527.8	1646.7	1758.2	1940.1
65°	537.9	539.9	557.4	621.8	762.1	739.5	902.7	1494.0	1617.3	1735.7	1921.7
67.5°	417.9	425.5	430.3	489.3	624.3	763.5	755.9	1278.2	1402.2	1515.1	1735.1
70°	224.8	223.9	234.6	281.2	434.3	648.0	648.6	901.0	1038.2	1178.6	1397.4
72.5°	82.7	87.0	95.4	128.5	225.6	467.6	594.4	624.9	686.1	797.7	1032.3
75°	47.4	48.0	49.7	60.4	108.7	258.1	552.3	552.9	557.4	575.7	703.4
77.5°	37.0	35.9	36.7	39.2	59.3	135.8	443.0	525.2	524.6	521.8	540.4
80°	27.7	28.8	30.5	30.5	36.7	72.8	251.9	467.3	483.1	495.0	501.8
82.5°	22.3	23.2	27.4	27.4	26.8	41.2	118.9	346.2	395.9	428.1	478.0
85°	14.4	15.2	23.2	22.9	21.7	24.3	62.1	116.0	125.1	152.5	216.9
87.5°	4.0	4.8	10.7	9.3	11.3	9.0	23.2	35.3	43.5	49.1	61.8
90°	0.0	0.0	0.0	0.0	0.0	0.0	0.0	0.0	0.0	0.0	0.0



REPORT NUMBER: P140907

CATALOG NUMBER: ECM-F01-LED-E1-SL2-7060

CANDELA DISTRIBUTION (continued):

	65°	66°	67°	68°	69°	70°	71°	72°	73°	74°	75°
0°	255.0	255.0	255.0	255.0	255.0	255.0	255.0	255.0	255.0	255.0	255.0
2.5°	256.1	256.1	256.1	256.4	256.4	256.4	256.4	256.4	256.7	256.1	256.1
5°	261.2	260.9	261.2	261.2	262.0	261.7	262.0	262.0	261.7	262.3	262.3
7.5°	269.4	268.8	269.4	269.7	269.9	271.1	271.1	271.6	271.9	272.2	271.6
10°	279.3	280.1	280.4	280.4	281.8	282.4	282.4	283.2	284.1	284.6	284.3
12.5°	291.4	292.0	292.2	293.9	294.2	295.1	296.5	297.3	297.3	298.7	299.6
15°	304.9	305.5	307.2	307.8	308.9	310.3	311.2	312.0	312.0	314.5	315.4
17.5°	316.5	317.7	318.8	319.6	321.6	323.0	324.4	325.3	326.7	327.8	329.8
20°	326.4	327.8	329.2	330.9	332.3	333.7	335.4	336.6	338.3	340.0	341.9
22.5°	336.0	337.7	339.4	340.8	342.8	344.2	345.6	347.6	348.7	350.4	352.7
25°	346.5	349.3	351.0	352.9	354.9	356.9	358.6	360.3	362.0	364.2	366.5
27.5°	363.1	364.5	366.8	367.9	371.3	373.6	375.8	376.1	378.4	382.6	383.2
30°	384.9	387.4	388.8	392.8	393.3	394.2	397.8	400.4	403.2	406.6	408.0
32.5°	417.6	419.9	421.8	423.0	426.1	431.2	431.7	434.0	438.8	439.6	444.7
35°	465.6	466.2	469.3	471.0	474.9	477.8	479.2	481.1	483.7	489.6	491.0
37.5°	523.2	528.0	524.1	520.1	527.2	526.3	528.0	525.8	532.5	532.8	535.4
40°	612.7	610.7	602.3	593.2	589.0	586.5	581.4	580.2	583.9	582.2	583.1
42.5°	744.6	725.9	711.5	700.8	687.5	673.1	665.0	652.5	652.5	648.9	652.2
45°	899.6	878.7	851.9	826.5	810.1	791.2	771.7	758.7	745.4	735.5	744.3
47.5°	1052.4	1038.2	1008.3	984.9	952.1	923.9	893.1	866.3	850.5	838.9	840.6
50°	1185.1	1172.1	1156.5	1124.9	1100.1	1071.3	1038.8	1003.5	969.3	955.5	943.6
52.5°	1296.9	1292.4	1279.1	1264.4	1244.1	1213.3	1192.7	1159.1	1118.7	1089.6	1077.2
55°	1395.7	1403.6	1410.7	1407.6	1400.2	1396.3	1370.9	1348.0	1320.6	1312.1	1286.4
57.5°	1551.3	1574.1	1601.3	1616.2	1630.9	1664.5	1672.7	1663.9	1667.3	1665.1	1651.5
60°	1771.5	1826.9	1874.3	1912.1	1952.5	1991.8	2038.1	2068.6	2081.3	2130.4	2129.5
62.5°	1960.4	2034.1	2094.8	2140.3	2187.4	2223.0	2252.9	2283.4	2320.7	2356.3	2401.2
64°	2011.8	2069.7	2119.1	2159.8	2193.6	2222.7	2245.6	2273.6	2304.3	2350.4	2400.0
65°	1985.3	2050.5	2086.3	2123.1	2153.5	2176.1	2199.6	2225.0	2264.0	2300.4	2353.5
67.5°	1804.8	1854.2	1906.2	1940.4	1969.7	1983.0	2005.0	2026.2	2047.9	2084.7	2151.0
70°	1521.9	1577.3	1652.1	1684.3	1714.8	1719.6	1740.2	1756.0	1770.4	1819.2	1852.0
72.5°	1141.9	1249.2	1322.6	1379.0	1385.3	1409.3	1417.7	1424.2	1440.6	1449.6	1459.5
75°	786.9	883.5	945.9	967.4	993.6	980.9	966.2	914.6	914.8	871.1	821.4
77.5°	553.7	568.7	569.2	569.5	534.8	514.5	491.3	461.7	450.1	426.9	395.3
80°	502.0	500.3	489.9	477.2	458.3	431.2	403.2	383.7	368.5	351.3	328.7
82.5°	484.5	488.5	480.9	470.1	459.1	432.3	400.1	369.6	344.5	317.1	289.4
85°	236.1	242.8	264.9	279.3	282.6	266.0	243.1	215.4	188.9	159.0	145.1
87.5°	70.9	76.0	77.6	82.4	88.4	80.5	70.9	63.5	51.1	44.3	34.7
90°	0.0	0.0	0.0	0.0	0.0	0.0	0.0	0.0	0.0	0.0	0.0



REPORT NUMBER: P140907

CATALOG NUMBER: ECM-F01-LED-E1-SL2-7060

CANDELA DISTRIBUTION (continued):

	76°	77°	78°	79°	80°	81°	82°	83°	84°	85°	86°
0°	255.0	255.0	255.0	255.0	255.0	255.0	255.0	255.0	255.0	255.0	255.0
2.5°	256.1	256.4	256.4	256.1	256.4	256.4	256.7	256.4	256.4	256.4	256.1
5°	261.7	262.9	262.6	262.6	263.2	263.2	262.9	263.4	263.2	263.2	262.9
7.5°	272.5	272.5	273.3	273.6	273.0	273.0	273.6	273.9	274.5	274.7	274.7
10°	284.9	286.3	286.3	286.6	286.9	287.7	288.0	288.0	288.6	288.6	289.1
12.5°	300.1	300.7	301.3	302.7	303.0	303.0	304.4	304.1	304.1	305.5	305.8
15°	316.5	317.4	318.8	319.3	319.9	321.3	322.2	323.0	322.7	324.7	325.3
17.5°	330.9	331.8	333.5	334.9	335.7	336.6	337.1	338.3	340.0	341.4	341.7
20°	342.5	343.6	345.6	347.3	348.7	349.6	351.8	352.9	353.5	354.6	356.1
22.5°	353.8	355.8	357.7	358.3	361.4	362.3	364.0	365.7	366.8	369.3	370.2
25°	367.9	369.6	372.1	373.8	375.8	377.5	379.2	380.6	383.2	385.4	386.5
27.5°	386.5	388.0	389.9	393.0	394.7	395.9	399.0	401.8	402.9	405.2	407.2
30°	411.1	412.5	415.3	418.5	419.9	423.5	425.8	427.8	430.0	433.1	436.0
32.5°	447.0	448.7	451.2	455.2	455.2	457.7	462.5	466.7	468.4	472.1	474.1
35°	494.1	494.4	497.2	503.2	504.9	504.3	508.8	512.8	513.9	519.5	523.2
37.5°	539.9	540.7	544.1	546.4	549.5	551.7	554.8	560.8	560.8	569.0	572.3
40°	587.3	591.5	592.1	592.7	597.8	606.8	609.9	615.8	621.2	629.1	632.8
42.5°	656.2	660.7	666.1	672.3	679.9	685.0	690.9	699.4	701.7	711.5	714.1
45°	750.5	755.9	770.3	771.7	785.2	792.0	801.9	813.2	816.0	822.5	819.1
47.5°	844.5	850.7	866.6	882.9	895.4	907.2	910.0	914.8	919.1	915.1	916.3
50°	948.7	957.8	972.7	987.1	996.4	1010.0	1010.0	1011.1	1007.2	1000.7	990.2
52.5°	1070.7	1072.1	1081.7	1093.0	1101.5	1104.3	1104.3	1097.8	1088.2	1077.8	1057.4
55°	1274.3	1258.8	1261.6	1261.6	1255.4	1250.3	1246.3	1230.5	1211.6	1192.7	1174.0
57.5°	1641.1	1655.8	1612.0	1600.1	1600.7	1562.0	1546.2	1519.1	1498.8	1464.9	1436.4
60°	2164.3	2154.1	2139.7	2126.2	2127.3	2076.2	2040.3	1999.9	1964.7	1890.1	1858.5
62.5°	2441.3	2477.4	2498.0	2487.6	2463.6	2431.7	2372.9	2311.7	2249.6	2186.3	2129.5
64°	2451.4	2499.2	2539.8	2556.8	2545.5	2505.1	2445.2	2369.0	2295.0	2220.5	2151.9
65°	2402.3	2462.7	2515.2	2539.0	2539.5	2504.0	2444.1	2367.3	2288.2	2201.8	2130.4
67.5°	2198.4	2267.9	2319.6	2359.4	2393.6	2375.5	2334.0	2252.4	2177.5	2079.6	2001.4
70°	1892.6	1935.6	1993.7	2051.9	2079.3	2083.5	2068.0	2026.8	1939.2	1859.6	1758.8
72.5°	1458.7	1525.3	1491.1	1527.0	1549.9	1527.6	1530.4	1460.1	1431.8	1361.8	1290.9
75°	772.5	774.8	760.1	653.4	640.1	591.3	645.5	548.6	515.6	485.1	445.8
77.5°	358.3	312.0	268.8	224.5	183.5	160.7	125.4	110.4	99.4	87.5	90.1
80°	299.6	264.0	226.2	187.5	157.6	127.3	102.2	79.3	63.5	53.4	48.6
82.5°	265.1	233.8	207.5	183.8	162.4	132.7	109.0	84.1	64.7	48.8	37.8
85°	119.7	93.7	85.3	67.2	57.0	48.6	38.7	31.9	26.3	22.3	17.5
87.5°	28.0	19.2	16.4	15.5	13.6	12.7	10.7	11.3	9.3	7.3	7.6
90°	0.0	0.0	0.0	0.0	0.0	0.0	0.0	0.0	0.0	0.0	0.0



REPORT NUMBER: P140907

CATALOG NUMBER: ECM-F01-LED-E1-SL2-7060

CANDELA DISTRIBUTION (continued):

	87°	88°	89°	90°	95°	105°	115°	125°	135°	145°	155°
0°	255.0	255.0	255.0	255.0	255.0	255.0	255.0	255.0	255.0	255.0	255.0
2.5°	256.1	256.1	256.4	256.4	256.7	257.2	258.1	257.2	257.2	257.2	257.5
5°	263.4	263.7	263.4	263.4	264.0	264.9	265.1	263.4	262.6	261.7	260.6
7.5°	274.2	275.3	275.0	275.0	275.6	275.6	275.0	272.5	269.9	266.0	262.6
10°	289.1	289.7	289.7	289.7	290.5	291.1	288.6	282.9	276.1	269.1	262.9
12.5°	306.9	306.6	307.5	308.3	307.8	307.8	303.0	294.2	283.2	271.6	260.9
15°	325.6	325.8	325.8	327.3	327.5	326.4	318.8	305.2	288.3	270.8	253.6
17.5°	343.1	343.6	343.9	345.0	346.5	343.3	332.3	314.0	289.1	262.9	239.7
20°	357.7	358.6	359.4	360.3	361.7	359.4	344.8	318.2	284.6	250.2	223.6
22.5°	371.0	372.4	373.0	374.4	376.7	373.8	356.1	318.2	274.5	236.3	205.6
25°	387.1	388.8	391.6	392.2	396.1	393.0	365.1	316.0	262.9	218.8	186.1
27.5°	408.3	410.0	412.5	413.9	418.7	414.5	371.9	310.0	248.5	199.9	167.2
30°	436.2	437.9	441.0	442.5	451.2	437.1	376.4	301.0	231.8	177.9	145.4
32.5°	475.2	479.7	479.4	483.1	491.0	462.2	378.4	288.3	210.9	155.6	125.1
35°	526.3	529.4	532.2	537.3	541.0	489.0	376.9	271.6	184.9	132.4	107.3
37.5°	575.4	580.8	582.8	586.2	585.3	507.1	371.3	245.7	156.7	111.8	95.2
40°	636.7	639.8	646.0	649.1	634.2	524.3	358.0	210.9	128.5	98.3	87.2
42.5°	718.3	722.3	719.2	718.3	689.5	533.9	332.6	176.2	107.6	88.4	80.8
45°	817.4	819.1	809.8	803.6	753.3	533.1	295.6	143.4	93.2	81.0	75.1
47.5°	906.9	903.5	891.4	882.1	808.7	513.3	249.3	118.3	85.6	75.1	70.6
50°	980.9	965.9	953.0	941.1	853.0	483.1	205.0	99.7	78.2	70.3	66.1
52.5°	1047.8	1027.5	1012.3	992.2	893.4	443.3	169.7	87.0	70.9	65.5	61.3
55°	1146.9	1123.2	1103.7	1084.0	964.8	412.2	146.8	77.4	63.5	60.4	56.5
57.5°	1431.3	1367.7	1350.5	1332.7	1156.3	405.5	133.6	69.7	57.9	55.6	53.1
60°	1820.1	1778.9	1751.2	1707.7	1474.2	427.2	123.7	64.1	53.9	52.5	50.3
62.5°	2073.6	2023.9	1978.2	1933.9	1660.8	426.6	111.5	60.4	51.7	51.4	48.0
64°	2089.7	2034.1	1983.0	1935.3	1666.8	398.7	100.5	57.9	51.7	51.7	46.6
65°	2063.2	2007.3	1954.5	1904.8	1632.9	377.2	93.2	56.8	52.5	52.2	45.7
67.5°	1927.9	1871.8	1812.5	1759.1	1489.4	295.6	73.7	54.8	57.0	55.1	44.9
70°	1688.8	1625.0	1580.4	1542.0	1278.5	206.4	58.4	55.9	62.4	58.4	47.2
72.5°	1224.0	1172.1	1171.5	1128.0	967.9	131.0	47.2	55.6	62.1	57.9	48.8
75°	475.5	407.7	405.5	420.7	411.7	70.9	40.7	49.1	50.8	48.3	43.2
77.5°	81.3	79.9	79.1	83.3	91.8	39.2	37.3	41.8	37.8	34.2	35.9
80°	45.2	43.2	42.6	42.6	40.1	32.2	33.0	33.3	27.4	25.4	29.6
82.5°	31.3	29.1	28.0	27.1	26.3	28.8	29.4	26.3	19.8	19.5	27.7
85°	15.2	14.4	14.1	14.1	16.1	27.1	24.3	20.3	13.3	13.3	29.9
87.5°	6.5	6.5	5.6	5.6	8.8	17.2	11.0	8.5	5.4	6.2	12.1
90°	0.0	0.0	0.0	0.0	0.0	0.0	0.0	0.0	0.0	0.0	0.0

REPORT NUMBER: P140907

CATALOG NUMBER: ECM-F01-LED-E1-SL2-7060

CANDELA DISTRIBUTION (continued):

	165°	175°	180°
0°	255.0	255.0	255.0
2.5°	257.2	257.8	257.5
5°	259.2	259.2	258.6
7.5°	258.9	257.8	257.2
10°	257.2	254.1	253.8
12.5°	252.7	247.6	246.2
15°	239.7	232.9	231.3
17.5°	223.3	215.4	213.2
20°	204.7	195.7	192.6
22.5°	186.6	176.2	173.1
25°	166.9	156.4	154.7
27.5°	145.1	135.2	132.7
30°	125.1	116.6	114.6
32.5°	107.0	101.1	101.1
35°	95.2	90.1	90.1
37.5°	85.8	83.6	83.3
40°	79.6	77.6	77.4
42.5°	74.8	72.6	72.3
45°	69.7	67.5	67.5
47.5°	64.9	62.4	62.7
50°	60.1	58.2	58.2
52.5°	56.2	54.2	53.9
55°	52.5	50.5	50.3
57.5°	49.1	46.9	46.6
60°	45.7	43.5	42.9
62.5°	42.9	40.4	39.8
64°	41.2	38.7	38.1
65°	40.4	37.6	37.3
67.5°	39.5	35.9	35.6
70°	42.6	35.3	33.9
72.5°	42.9	34.4	32.8
75°	40.7	32.8	31.3
77.5°	35.9	29.9	28.2
80°	34.4	23.4	20.6
82.5°	31.6	19.2	16.1
85°	26.0	12.4	11.6
87.5°	15.0	8.2	5.9
90°	0.0	0.0	0.0

(END OF REPORT)